

M12 male 0° A-cod. Push-Lock5-pol., 0,08 - 0,75mm², 4 - 8mm

Art. nr.: 7000-13901-0000000

Vægt: 0.022

Country of origin: DE

Modelbetegnelse: MSAL0-U-Push-Lock

Male straight

M12, 5-pole

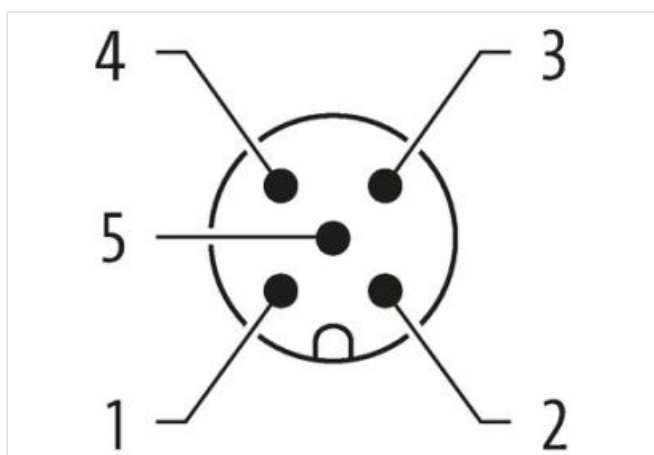
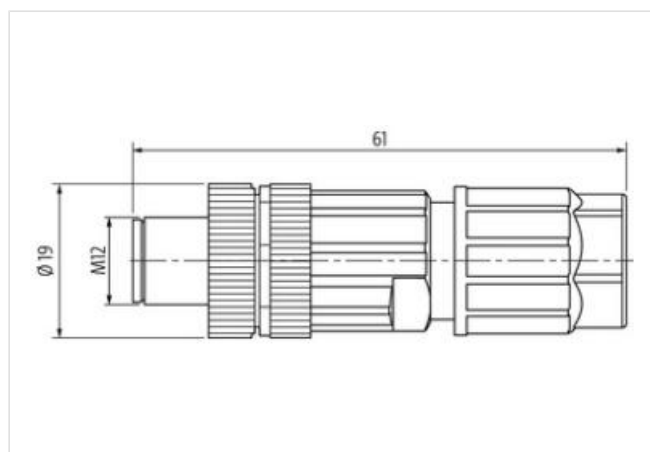
A-coded

Push-Lock-connection


Sealing range (cable Ø): 4...8 mm

Plastic housings with good resistance against chemicals and oils.

The resistance to aggressive media should be individually tested for your application. Further details on request.

[Link til artikel](#)**Billede**

Produktet kan afvige fra billedet

**Side 1**

Tightening torque	0,4 Nm
Mounting method	inserted, screwed
Family construction form	M12
Thread	M12 x 1
Gender	male
Cable outlet	straight
Coding	A
Material contact	Bronze
No. of poles	5
Degree of protection (EN IEC 60529)	IP65, IP67

Side 2

Mounting method	field-wireable
Family construction form	Push-Lock spring clamp connection

Commercial data

ECLASS-6.0	27279218
ECLASS-6.1	27279218
ECLASS-7.0	27279218
ECLASS-8.0	27279218
ECLASS-9.0	27060312
ECLASS-10.1	27060312
ECLASS-11.1	27060312
ECLASS-12.0	27060312
ETIM-5.0	EC002635
customs tariff number	85366990
GTIN	4065909028926
Pakke-enhed	1

Electrical data | Supply

Operating voltage AC	48 V
Operating voltage DC	60 V
Operating voltage AC max. (UL-listed)	250 V
Current operating per contact (UL)	4 A
Operating current per contact max. (40°C)	4 A

Diagnostics

Status indication LED	no
-----------------------	----

Installation

Cross section connection with wire end ferrule min.	0,08 mm²
Cross section connection with wire end ferrule max.	0,5 mm²
Cross section connection without wire end ferrule min.	0,14 mm²
Cross section connection without wire end ferrule max.	0,75 mm²
Cross section connection with wire end ferrule AWG min.	28 AWG
Cross section connection with wire end ferrule AWG max.	20 AWG
Cross section connection without wire end ferrule AWG min.	26 AWG
Cross section connection without wire end ferrule AWG max.	18 AWG

Installation | Connection

Connection information	Push-Lock spring clamp connection
Width across flats	SW18

Mating cycles min.	100
--------------------	-----

Installation | Pin assignment

Coding	A
--------	---

Device protection | Electrical

Additional condition protection degree	inserted, screwed
--	-------------------

Pollution Degree	3
------------------	---

Insulation resistance min.	100 MΩ
----------------------------	--------

Overvoltage category (EN 60950-1)	II
-----------------------------------	----

Mechanical data | Material data

Coating contact	gold plated
-----------------	-------------

Combustibility class (UL94)	V-0
-----------------------------	-----

Material gasket	NBR
-----------------	-----

Material housing	PA
------------------	----

Material contact carrier	PA66
--------------------------	------

Mechanical data | Mounting data

Mounting method	inserted, screwed, Shaking protection
-----------------	---------------------------------------

Clamping range min.	4 mm
---------------------	------

Clamping range max.	8 mm
---------------------	------

Environmental characteristics | Climatic

Operating temperature min.	-40 °C
----------------------------	--------

Operating temperature max.	85 °C
----------------------------	-------

Important installation notes

Note on strain relief	Protect the connectors by suitable measures from mechanical loads, e.g. by the usage of cable ties.
-----------------------	---

Note on bending radius	Attention: Observe the permissible bending radii when laying cables, as the IP protection class can be endangered by excessive bending forces.
------------------------	---

Conformity

Product standard	DIN EN 61076-2-101 (M12)
------------------	--------------------------